

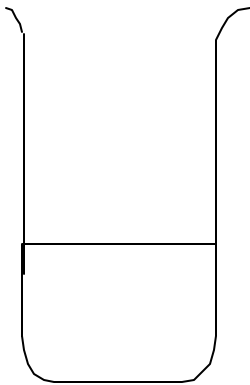
Worksheet
Experiment: Plants to Dye For...

Name _____
Date _____

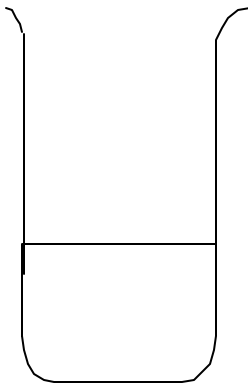
Activity 2: Extraction of the Dyes

Observe/Record the colors of the extracted plant dyes.


The plant material my group extracted was _____



Spinach



Carrots



Experimental Conditions

Complete the table below

Plant	Beaker Wt. grams	Beaker wt + Sample wt	Sample Wt grams	H ₂ O Wt. grams	Final Temp ?C
Spinach					
Carrots					

Worksheet

Name _____

Experiment: Plants to Dye For...

Date _____

Activity 2: Extraction of the Dyes, continued

Plant Material Physical Properties

Complete the table below

Plant	Texture	H2O Content	Absorbency	Size of Plant Cuttings	Plant Part leaf, root, fruit, skin
Spinach					
Carrots					
Onions					
Red Beets					
Raspberries					